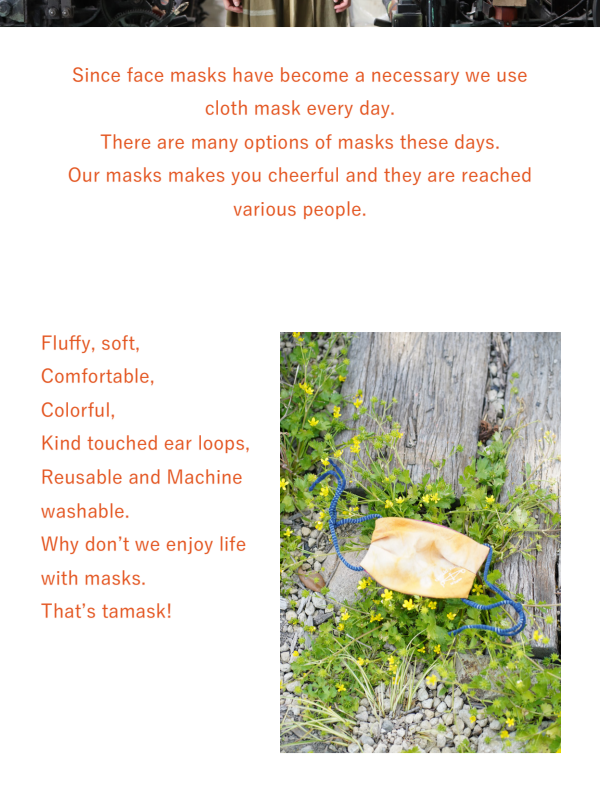


# 特集 vol.2

## タマスク



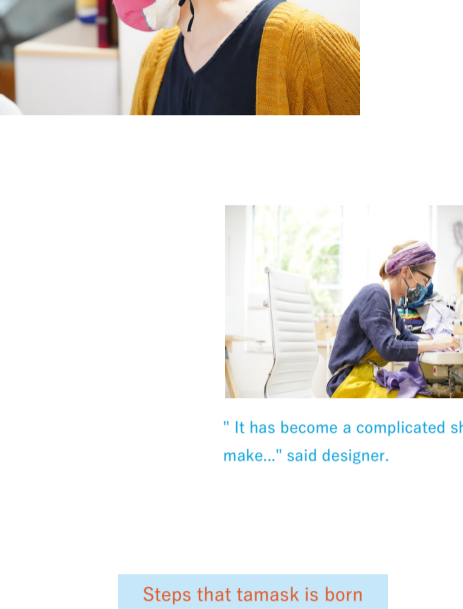
Since face masks have become a necessary we use cloth mask every day.  
 There are many options of masks these days.  
 Our masks makes you cheerful and they are reached various people.

Fluffy, soft,  
 Comfortable,  
 Colorful,  
 Kind touched ear loops,  
 Reusable and Machine washable.  
 Why don't we enjoy life with masks.  
 That's tamask!

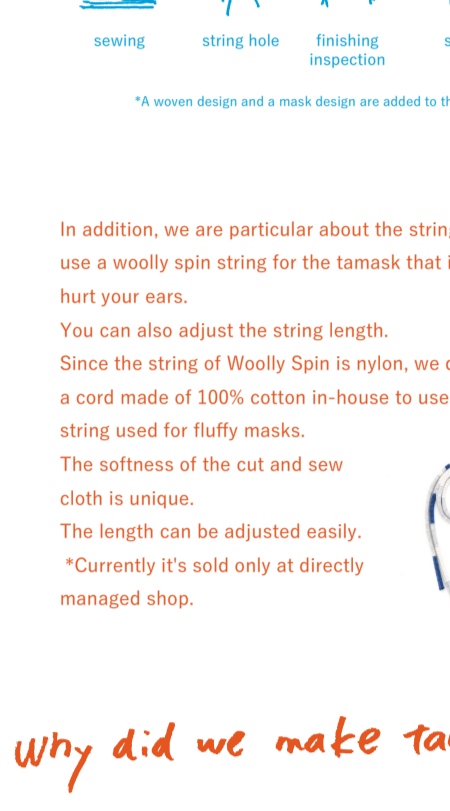


She is having fun to wear "botamask!" which she dyed.

## particular about our masks



We are always seeking to make comfortable works.  
 Our woven cotton fabric is more soft than other companies.



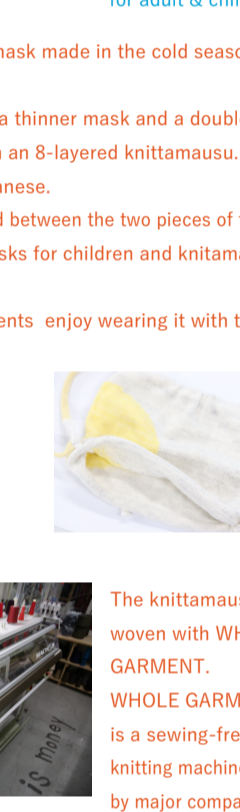
At the lab next to the shop, dyeing, weaving, knitting, and sewing are performed in one step.  
 In the weaving process, we use a vintage loom and adjust the density and speed so that weaving can be performed loosely up to the limit of the loom.  
 By slowly weaving the fabric without increasing its density, it becomes a fluffy and airy fabric.

The resulting fabric is cut and embroidered.

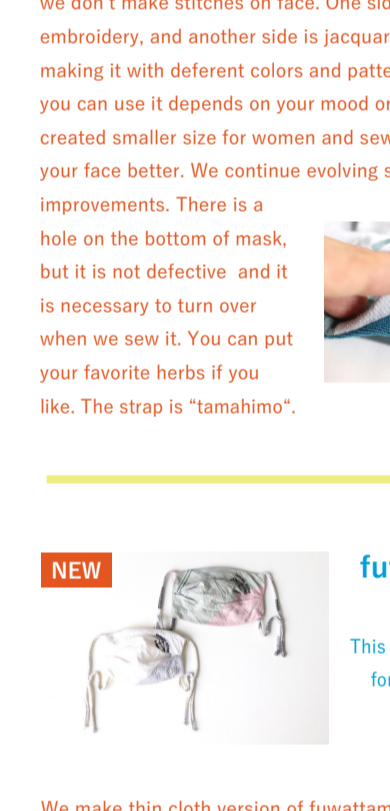


We have in jacquard fabric as well!  
 Woven on a jacquard loom that allows complex movements and has a logo pattern.

Finally, the sewing team finish masks.  
 The tamask and fluffy mask are all designed to fit your face.  
 It's hard to make them round shape and fit your face.  
 It's designed to make makers cry!

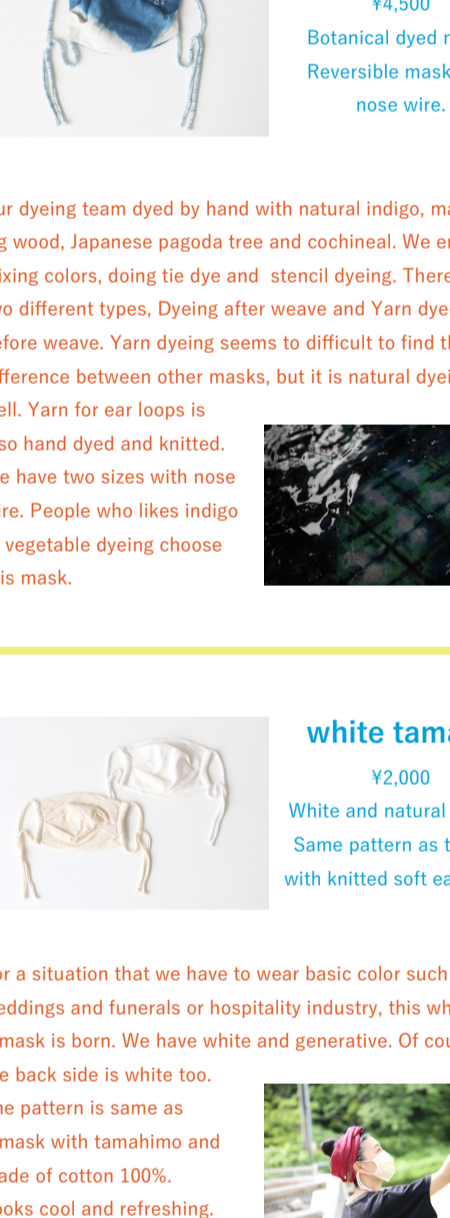


There are many ways to sew a simple mask, but we want to make something that is comfortable to wear and that fits everyone.




"It has become a complicated shape to make..." said designer.

### Steps that tamask is born

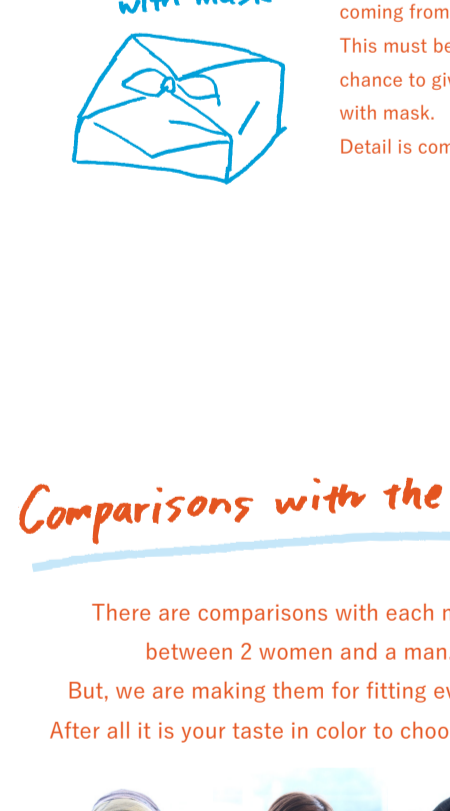


\*A woven design and a mask design are added to this.


In addition, we are particular about the string and we use a woolly spin string for the tamask that is hard to hurt your ears.  
 You can adjust the string length.  
 Since the string of Woolly Spin is nylon, we developed a cord made of 100% cotton in-house to use the tie string used for fluffy masks.  
 The softness of the cut and sew cloth is unique.  
 The length can be adjusted easily.  
 \*Currently it's sold only at directly managed shop.



## Why did we make tamask?

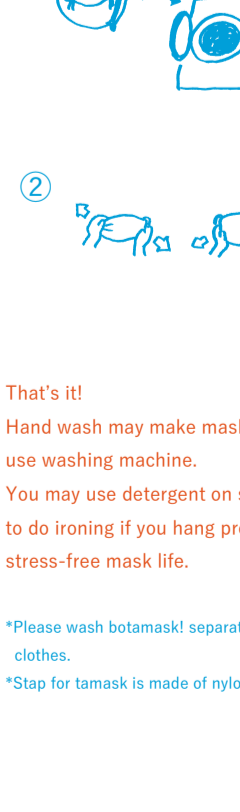


We had a plan to create a cloth mask for several years ago.  
 Although it was not quite manufactured, we reconsidered the design due to the increasing demand for masks.  
 Is this a coincidence?  
 We worked on making masks, hoping that we could brighten the gloomy mood as much as possible!



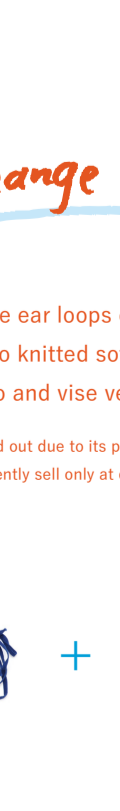
## Types of our masks

There are some kinds of masks.  
 We are introducing our masks for letting you know.



**tamask**  
 ¥2,000  
 Most standard mask in our works.  
 Comfortable knitted plain lining.

The first mask born in tamaki niime.  
 It has a stitch on the surface and is a mask like a general mask. The string is woolly spin. A flat cord that is soft and does not hurt your ears. You can adjust the length with a bow-tie. Please note that the woolly spin string melts when ironed!  
 Early tamasks were not woven, but knitted fleece sewn cloth that was much thicker than it is now.  
 We made it a woven fabric to make it more comfortable and color variation.  
 deniime fabric with de tamask we were also making.  
 de tamask may come back someday? We're sorry if it doesn't.



**knittamausu**  
 ¥2,000 (CHILD ¥1,000)  
 Knitted mask for summer.  
 There are 2 sizes, for adult & child.

Tamaki niime's first knit mask made in the cold season, knittmask.  
 As it got hotter, we made a thinner mask and a double layered knittamausu from an 8-layered knittamausu.  
 USU means "thin" in Japanese.  
 A filter can also be inserted between the two pieces of fabric.  
 There is a demand for masks for children and knittamausu CHILD is also created.  
 We would be happy if parents enjoy wearing it with their children.  
 "Tama string" made from cut-and - sew cloth.  
 The strings are easier to adjust and are more comfortable.



The knittamausu is woven with WHOLE GARMENT. WHOLE GARMENT is a sewing-free knitting machine used by major companies.  
 It is a machine that uses the same color thread to make the same thing all the time, but we tamaki niime create one of a kind work so even if the same pattern is used, the color is changed every time and many patterns are available.



**fuwattamask**  
 ¥2,500  
 Reversible mask with nose wire. There are 2 sizes, size1 is smaller and size2 is bigger one for both adults.

Our first reversible mask. It became easy to breath because we don't make stitches on face. One side is stripes with embroidery, and another side is jacquard fabric. For making it with deferent colors and patterns for both sides, you can use it depends on your mood or situation. We created smaller size for women and sew a nose wire to fit your face better. We continue evolving so we are making improvements. There is a hole on the bottom of mask, but it is not defective and it is necessary to turn over when we sew it. You can put your favorite herbs if you like. The strap is "tamahimo".



**fuwattamausu**  
 ¥2,500  
 This mask became thinner for reducing the heat.

We make thin cloth version of fuwattamask!  
 It looks like fuwattamask but the cloth became the plain weave from twill, it became easy to breath more. We use strong twill weave for bottoms and light plain weave for shirts. It carries on fuwattamask's characteristic which has space between cloths. It is a mask that is easy to breath, is fluffy, and does not stick to the face. Our preparation for the heat. It doesn't have cool touch fabric function but it is important for us to make it cotton 100%. We have two sizes with nose wire and tamahimo.



**botamask!**  
 ¥4,500  
 Botanical dyed mask. Reversible mask with nose wire.

Our dyeing team dyed by hand with natural indigo, madder, log wood, Japanese pagoda tree and cochineal. We enjoy mixing colors, doing tie dye and stencil dyeing. There are two different types. Dyeing after weave and Yarn dye before weave. Yarn dyeing seems to difficult to find the difference between other masks, but it is natural dyeing as well. Yarn for ear loops is also hand dyed and knitted.  
 We have two sizes with nose wire. People who likes indigo or vegetable dyeing choose this mask.



**white tamask**  
 ¥2,000  
 White and natural masks. Same pattern as tamask with knitted soft ear loops.

For a situation that we have to wear basic color such as weddings and funerals or hospitality industry, this white tamask is born. We have white and generative. Of course the back side is white too.  
 The pattern is same as tamask with tamahimo and made of cotton 100%.  
 Looks cool and refreshing.



**tamahimo** (Earloop)  
 ¥200  
 Made with knitted plain fabric for our cut&sew works. You can customize it to your tamask.

【Available only at our store in Nishiwaki.】  
 "tamahimo" is ear straps for our masks. tamahimo is the same strap as fuwattamask's, and it can be used for tamask. tamahimo also can be used for other masks as long as straps can go through the passage.



**with tama**  
 Selected outfits with mask. There is a harmony in the colors.

This series started with "fuwa-T LONG with tamask", then "fuwa-T LONG with botamask!" and "boso LONG with knittamausu" followed.  
 As a mask is an essential it's also an essential for style.  
 Don't you feel good if your wear matching cloth?  
 This series is to bring you small "feel good" to you.



[Purchase page for masks](#)



**NEW hamper set with mask**  
 We gotta thank someone now more than ever. This hamper set with mask coming from that idea. This must be a last chance to give hamper with mask. Detail is coming soon.

## Comparisons with the masks

There are comparisons with each masks between 2 women and a man.  
 But, we are making them for fitting everyone.  
 After all it is your taste in color to choose them...



tamask



knittamausu



fuwattamask size1



fuwattamask size2



botamask!

\*botamask! and fuwattamask size2 is same size.

[Purchase page for masks](#)

## How to wash masks

Learn how to wash masks and use for a long time!



① Put mask in fine meshed laundry net in washing machine, and press start.



② Before hang mask, pull mask from both side along weft and then warp.

That's it!  
 Hand wash may make masks fluffy, so we recommend you to use washing machine.  
 You may use detergent on stain before wash. You don't need to do ironing if you hang properly after washing. Let's have stress-free mask life.

\*Please wash botamask! separately as colour may be transferred to other clothes.  
 \*Stap for tamask is made of nylon, so please don't do ironing.

## How to change ear loops

If you want to change ear loops of tamask with woolly spin to knitted soft loop, you can do and vise versa.

\*tamahimo is sold out due to its popularity. Do to limited quantity, we currently sell only at directly managed shop.



We suggest you tie the edges of loops.